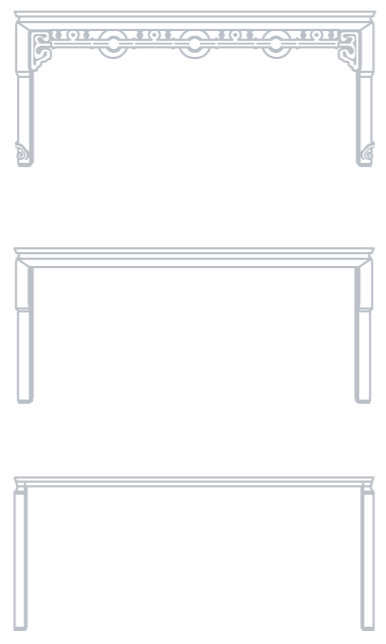




EASY

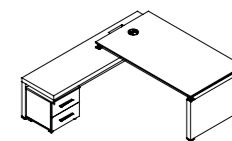
Through time and space
How can it be still
Revolution will bring classic



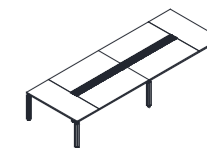


"Easy" is a process, keeping people thinking, changing and innovating.
What happiness is? It is makes life more propitious, what success is, it is
makes work more easy.

Executive Table **P04**



Meeting Table **P20**



Accessories **P22**

Following the reduction of lumbar desktop interface design, inspired form classic Ming and Qing furniture, reflecting Chinese culture from, pursuing innovation in shape.





EE80

Executive desk of Easy series has a leisureed work state, it looking for an philosophy concept of "return". The L-shape of main desk and assistant desk are so executive, the wiring box makes the work more technical and humanized.



The assistant desk has the same style with the main desk, and same wiring system. The cabinet is movable, and the assistant desk has a powerful support ability



EE82





EE83



EE87

Modular design, main desk assistant desk and cabinet all can be combined freely, it is more flexible and easy to move.



EE88

EE88 is the best representative of concise, the legs seem more slender and tall and straight, display modern in classic.



EE20

EE22

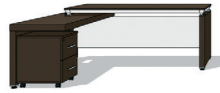
The perfect march of deep grain and lucidus metal, nature and technology, they look so harmonious.



Outlet box (meeting table)

This meeting table has powerful wiring system and videl function.

Executive Table




EE80
W2000*D2200*H760
W2200*D2200*H760
W2400*D2200*H760
W2600*D2200*H760



EE82
W3200*D2400*H760
W3000*D2400*H760
W2800*D2400*H760



EE83
W2600*D2200*H760
W2400*D2200*H760
W2200*D2200*H760
W2000*D2200*H760



EE87
W1600*D800 *H760
W1800*D800 *H760
W2000*D1000*H760
W2200*D1000*H760
W2400*D1000*H760



EE88
W1800*D1800*H760
W2000*D2200*H760
W2200*D2200*H760
W2400*D2200*H760



EE20
W1400*D600*H760
W1600*D800*H760
W1800*D800*H760
W2000*D1000*H760
W2200*D1000*H760
W2400*D1000*H760



EE22
W1400*D600*H760
W1600*D800*H760
W1800*D800*H760

Meeting Table



EE70
W1000*D1000*H760
W1200*D1200*H760



EE71A
W1200*D500*H760
W1400*D500*H760
W1600*D500*H760
W1800*D500*H760



EE78
W3000*D1620*H760
W3600*D1620*H760
W4600*D1620*H760

Coffee Table



EE11
W750*D750*H420
W1200*D600*H420
W1400*D800*H420

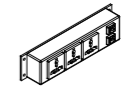
Accessories



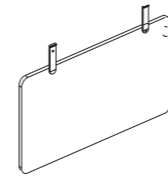
EFJ33
W185*D95*H83



EFJ43
W295*D116*H133




EFJ02
W210*D48*H40

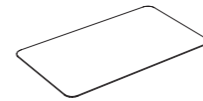


EFJ08
W600*D350*H9
W800*D350*H9
W1000*D350*H9
W1200*D350*H9
W1400*D350*H9
W1600*D350*H9
W1800*D350*H9

Others



EFJ06
W600*D340*H3



EFJ07
W700*D400*H3



EFJ12
W250*D180*H390

Material



W-11B



W-24B

Given that products may be updated constantly, no further notice will be given in regard of changes in specification, and the real product shall be considered as final.